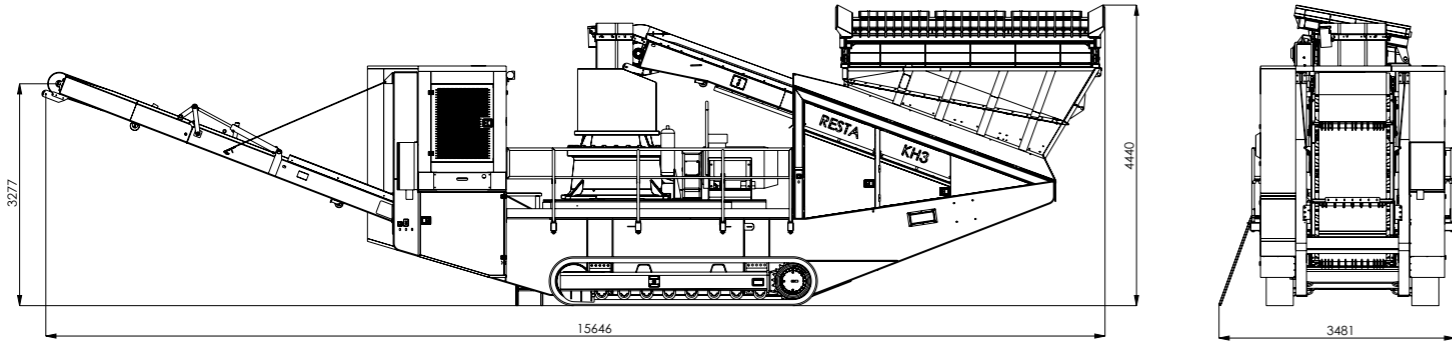
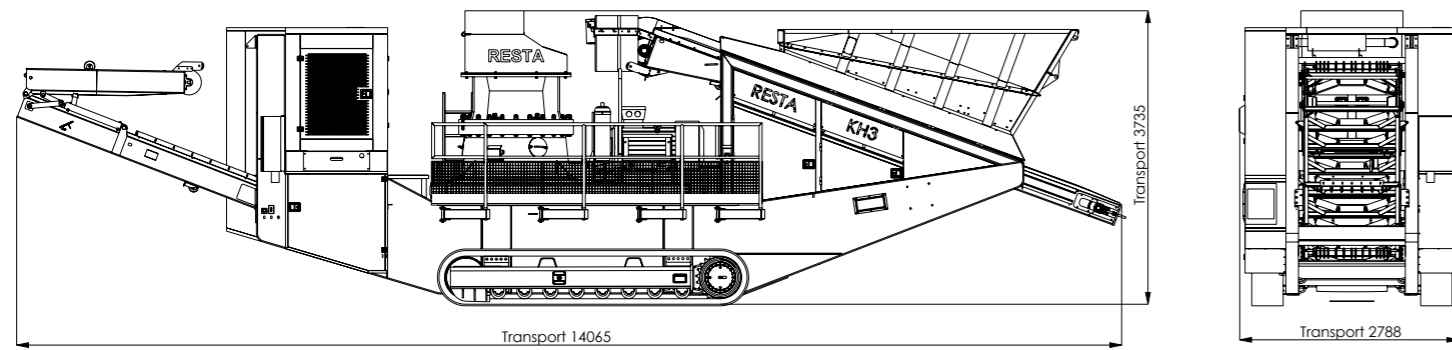


MODEL

Operation



Transport



RESTA KH3 Mobile cone crusher

- Cone crusher
- Remote control
- Remote data
- Plug in
- Scale
- Eco-friendly
- Automatic feeding
- Metal detector
- Lighting
- Diesel electric
- Dust suppression
- Operator shelter

Feed size	45-270 mm (according to the chosen crusher)
Final product	0-63 mm (according to crusher setting)
Throughput	30-300 t/h (according to the chosen crusher)
Hopper	4-6 m ³ (with/without the grate)
Weight	36 t

DESIGNED FOR:

- reinforced concrete
- concrete
- construction waste
- natural aggregate up to 250 (300) MPa

RESTA s.r.o

Contact:

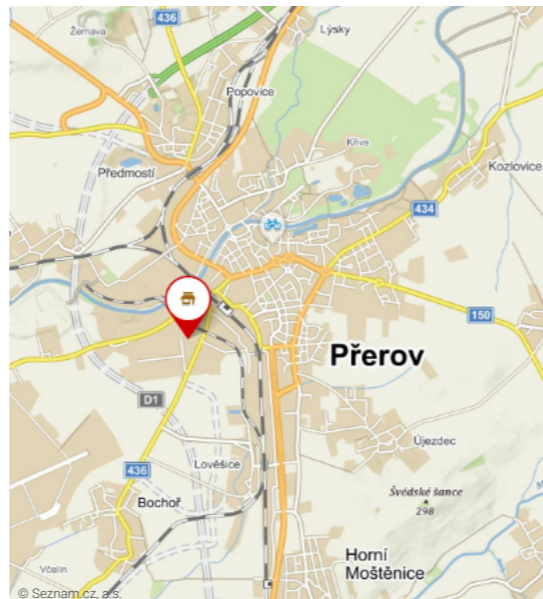
Kojetínská 3120/75
750 02 Přerov
Czech Republic

+420 581 741 811
Fax +420 581 299 958
rest@resta.cz

Company identification:

CRN: 14616807
TIN: CZ14616807

GPS: 49.4435458 N, 17.4361281 E



www.resta.cz



RESTA s.r.o.
CRN: 14616807
TIN: CZ 14616807

Kojetínská 3120/75
750 02 Přerov
Czech Republic

rest@resta.cz
+420 581 741 811

www.resta.cz

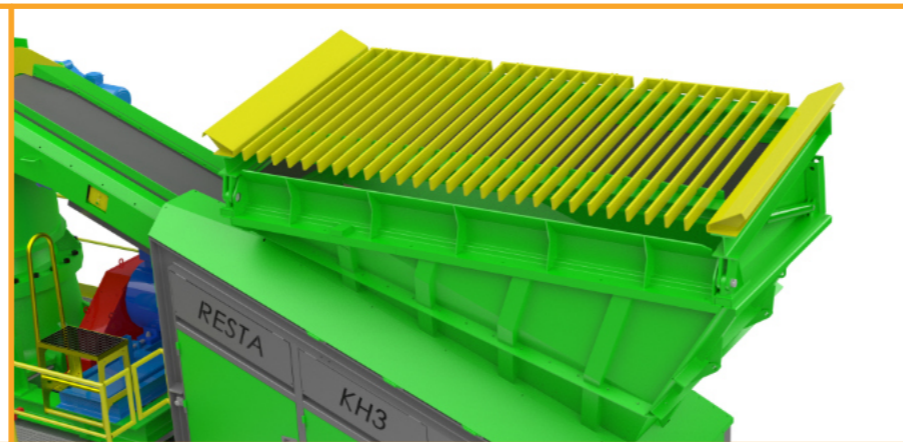



RESTA s.r.o.
CRN: 14616807
TIN: CZ 14616807

Kojetínská 3120/75
750 02 Přerov
Czech Republic

rest@resta.cz
+420 581 741 811

www.resta.cz



Metal detector

- ✓ crusher protection against the penetration of metallic material
- ✓ adjustable sensitivity

Feeding belt and hopper with grate


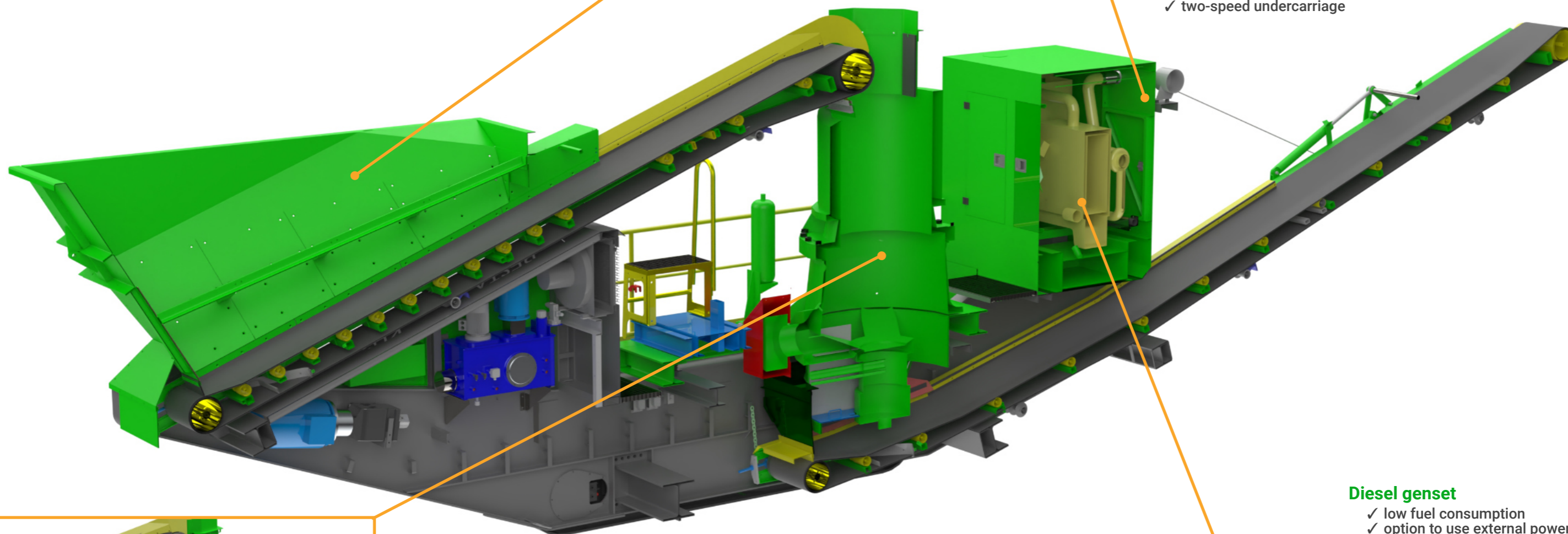
- ✓ large feeding hopper with low tipping height
- ✓ feeder with fluent feeding regulation
- ✓ exchangeable armours
- ✓ remote controlled hydraulic grate
- ✓ adjustable working angle of the grate

Operation

- ✓ semi-automatic control
- ✓ easy and safe access to all operation and service points
- ✓ operator shelter option
- ✓ sensitive proportional control of the tracked undercarriage
- ✓ two-speed undercarriage

Maintenance and service

- ✓ clean compact design
- ✓ easy access
- ✓ simplicity
- ✓ low cost on worn parts



Crusher

- ✓ low operation cost
- ✓ high operation reliability
- ✓ fully automatic operation of the crusher including gap setting
- ✓ optimal geometry of the crushing space
- ✓ automatic material feeding into the crusher
- ✓ high performance and robust structure
- ✓ crushing elements with long lifetime
- ✓ easy replacement of spare parts

Diesel genset

- ✓ low fuel consumption
- ✓ option to use external power supply
- ✓ double sealing of switchboard
- ✓ user-friendly

